Digital Portable X-Ray Solution

with Dry Printing Bundle (DPX28-14G1-02)

CODONICS

Defining Image Distribution

Digital Portable X-Ray Solution with Dry Printing Bundle

Codonics Digital Portable X-Ray Solution (DPX28-14G1-02) offers a complete mobile, all-in-one system for ambulatory and inpatient care areas. The x-ray detector uses 2.8 kW (120 kV/35 mA), 110V or 220V, and is secured on a portable cart with on-board storage for a laptop computer and wireless DR panel. This panel also fits conveniently into existing tables and/or a wall bucky to replace CR. The bundled Horizon Multi-media Imager completes the digital solution, delivering a variety of hardcopy media for diagnosis, consultation and file copy. The flexibility of this comprehensive, lightweight, mobile x-ray system is easy-to-use and provides a return-on-investment (ROI) with significant savings in full-time employee resources.

Key Benefits

- Portable, compact and lightweight
- Seamlessly integrates with DR for fast, easy deployment
- Creates digital images in seconds, significantly reducing your existing exam times and greatly improving productivity
- Native mini PACS architecture enables full DICOM network connectivity
- Dry film/grayscale paper output for immediate diagnosis
- Highly affordable with low operational costs

Key Components

- 2.8 kW, 100-120V or 200-240V portable x-ray
- Portable cart (including on-board storage for laptop computer and DR panel)
- 1417 CSI Cesium Iodide (multiple configurations available including 1717 CSI Cesium Iodide)
- Horizon G1 (multiple configurations available including Horizon G2 or GS)
- Console software offering more than just image acquisition (computer purchased separately in local market)
- One year Return-to-Factory Warranty
- Media starter kit (60-1417; 20-810; 20-A4DVP)

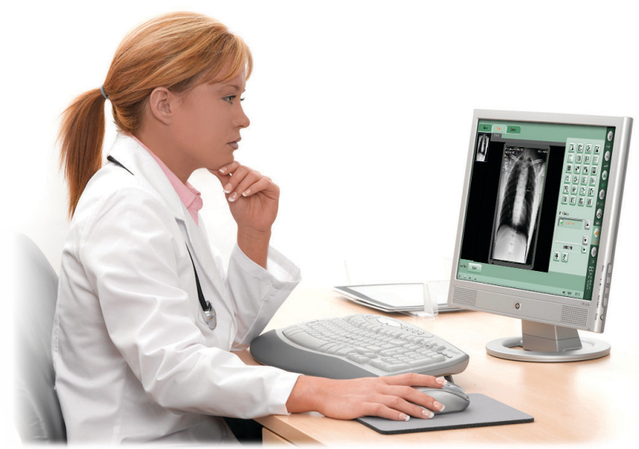

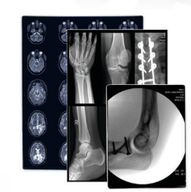

BLUE & CLEAR FILM
14"x17" (355.6 x 431.8 mm)
11"x14" (279.4 x 431.8 mm)[1]
8"x10" (203.2 x 254 mm)

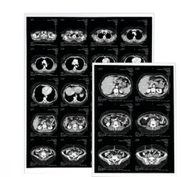

GRAYSCALE PAPER
14"x17" (355.6 x 431.8 mm)
8½"x11" (216 x 279 mm)
A4 (210 x 297 mm)

[1]Blue only.

Digital Portable X-Ray Solution

To order Codonics Digital Portable X-Ray bundle, request part number: **(DPX28-14G1-02)**
(multiple configurations available)

with Dry Printing Bundle (DPX28-14G1-02)

Portable X-Ray

Max Output Power:	2.8 kW
Input Power:	
Voltage:	200–240V
Phase & Frequency:	Single / 50/60 Hz

Radiography kV Range in 1kV steps (40kV ~ 120kV)

Tube voltage	Current	mAs
40kV ~ 60kV	35mA	0.4 ~ 100
61kV ~ 70kV	30mA	0.4 ~ 64
61kV ~ 70kV	25mA	80 ~ 100
71kV ~ 80kV	35mA	0.4 ~ 10
71kV ~ 80kV	30mA	13 ~ 32
71kV ~ 80kV	25mA	40 ~ 80
81kV ~ 90kV	30mA	0.4 ~ 10
81kV ~ 90kV	25mA	13 ~ 40
81kV ~ 90kV	20mA	50 ~ 80
91kV ~ 100kV	25mA	0.4 ~ 13
91kV ~ 100kV	20mA	16 ~ 50
91kV ~ 100kV	16mA	64 ~ 80
101kV ~ 110kV	18mA	0.4 ~ 32
101kV ~ 110kV	16mA	40 ~ 64
111kV ~ 120kV	16mA	0.4 ~ 20
111kV ~ 120kV	14mA	25 ~ 50

MAs Range:	0.4mAs – 100mAs, 25steps
Max. kV Deviation:	±3%
Max. mAs Deviation:	±5%
Max. Accuracy of Loading Time:	±13%
Max. Reproducibility of the RADIATION output:	Coefficient of variation < 0.01
Display:	kV /mAs: 7-segment LED
Focal Spot:	1.2 mm x 1.2 mm
Target Angle:	16 degree
Anode Heat Storage:	50 KHU

Total Filtration:

Tube: 0.8 mmAl / collimator: 0.5 mmAl / filter: 2.0 mmAl
3.3 mm Al eq. @ 75 kV

Collimator with Laser Pointer:

Type:	Double slit type, manual operation
Min. X-ray Field Size:	0 cm x 0 cm @ 100 cm SID
Max X-ray Field Size:	43 cm x 43 cm @ 100cm SID
Laser Pointer:	Class I, 5mW
Timer:	Push button illuminator with 30 sec timer
Lamp:	24V, LED Lamp
Weight:	13 Kg
Regulatory:	Full medical device compliance including Class II FDA and Class IIb MDD-CE 93/42/EEC, GMP/QSR, ISO 13485: 2016, 60601-1:2006/A1:2013, 60601-1-3:2008, 60601-1-6:2010, EN62366:2008, 60601-2-28:2010, 60601-2-54:2009 Safety, 60601-1-2:2007 EMC, ISO 14971:2012/AC:2012, EN980:2008, EN1041:2008, EN62304: 2006, MEDDEV2.11.1/Rev.8, MEDDEV 2.12.2/Rev.2 OTHERS, and MEDDEV 2.7.1/Rev.4 CLINICAL EVALUATION for Healthcare Facilities

Portable Cart

Weight:	75 Kg
Dimensions:	1360 x 630 x 630 mm

Console Software

- Image acquisition
- Detector calibration
- Gridline suppression (for static grids with 40 lines/cm and 43 lines/cm)
- AIP (Advanced Image Processing)
- DICOM Store and Storage Commit
- DICOM Print
- DICOM Modality Worklist (MWL) / Modality Performed Procedure Steps (MPPS)
- DICOM viewer
- Auto window level
- Measurements and annotation
- Patient CD
- Mini PACS
- Manual stitching for long film (Automated stitching optional)
- Multi detector support (optional, up to 3 FPD)
- Flyviewer (Tablet support)

Wireless Cassette

(multiple configurations available)

Detector Technology:	Amorphous Silicon
Scintillator:	CSI (Cesium Iodide)
Active Area:	13.6" x 16.5" (345.6mm x 420mm)
Pixel Pitch:	150μm
Number of Pixels:	2304 x 2800
AD Conversion:	16bits
Cycle Time:	8s
Data Interface/Detector:	WIFI (802.11ac)/Ethernet
Control Trigger Mode:	i-Sync 2 (Auto Exposure Detection) Software
Wireless Mode:	2.4G/5G, with internal AP
Battery:	5h (Full performance)
Charging Time:	≤3h
Shock Tolerance:	High
Water Proof:	IPX1
Limiting Resolution:	3.3 lp/mm
Accessories:	Charging dock, adapter, cables, 2 batteries
Operating Temperature:	5 - 35°C
Storage Temperature:	-20 - 55°C
Operating Humidity:	10 - 90%
Storage Humidity:	5 - 95%
Dimension:	384 x 460 x 15mm
Weight:	3.6kg
Power Consumption:	Max.15W (Full performance)
Adapter:	
AC input:	110-240V, 50-60Hz
Regulatory:	Medical device compliance Class IIB MDD-CE 93/42/EEC, GMP/QSR, EN ISO 13485:2012 & AC2012, IEC 60601-1 Safety & IEC 60601-1-2 EMC/EMI and FCC Class B for Healthcare Facilities (1417-TSI FCC 2ACHK-02112031 & 1717-VSI FCC 2ACHK-02110113)

Imager

(multiple configurations available)

Print Technology:	Direct thermal (dry, daylight safe operation)
Spatial Resolution:	320 DPI (12.6 pixels/mm)
Throughput:	Up to 100 films per hour
Time To Operate:	5 minutes (ready to print from "off")
Grayscale Contrast Resolution:	12 bits (4096)
Media Inputs:	One supply cassette, 80-100 sheets
Media Outputs:	One receive tray, 50-sheet capacity
Media Sizes:	8" x 10" (203.2 x 254 mm), 14" x 17" (355.6 x 431.8 mm)(blue and clear), 11" x 14" (279.4 x 431.8 mm)(blue) DirectVista® Film, A (216 x 279 mm), A4 (210 x 297 mm), 14" x 17" (355.6 x 431.8 mm) DirectVista Grayscale Paper optional
Dmax:	>3.0 with DirectVista Film
Archival:	>20 years with DirectVista Film, under ANSI extended-term storage conditions
Media Supply:	All media is pre-packaged and factory sealed
Interfaces:	
Standard:	10/100/1,000 Base-T Ethernet (RJ-45), Serial Console
Network Protocols:	
Standard:	24 DICOM connections, FTP, LPR
Optional:	Windows network printing
Image Formats:	Standard: DICOM, TIFF, GIF, PCX, BMP, PGM, PNG, PPM, XWD, JPEG, SGI (RGB), Sun Raster, Targa
Optional:	PostScript™ compatibility
Image Quality:	Manual calibration
Image Control:	Gamma, Contrast, Polarity, Rotation, Scaling, Anti-aliasing
Sheet Control:	Density Adjustment (Dmax), Look-Up Tables (LUT), Image Warnings, Captions, Sheet Coverage, Border Fill, Crop Anchor
Sheet Formatting:	1:1-1:81; Variable Multi-Formatting (VMF™), Fixed Multi-Formatting (FMF™)
Control Panel:	Large, backlit LCD display, Status lights include Online, Alert, Fault, Active Power and Menu navigation buttons
Processor:	Intel
Memory:	1GB
Hard Disk:	SSD, 32GB (24GB available for spooling)
Removable Storage:	USB for software upgrades
Smart Card:	72 KB for storing configuration data
Power:	
Universal Input:	100 - 120/230V~ 50/60 Hz, 400W printing, 45W idle
Heat Emission:	Maximum 400W, 1,366 BTUs /hr. printing, 45W, 153 BTUs /hr. idle
Weight:	66 lbs. (30 kg.)
Engine Dimensions:	14.5" (37 cm) H, 20.5" (52 cm) W, 24" (61 cm) L
Environment:	
Operating Temperature:	15 - 30°C
Storage:	-22 - 50°C
Operating Humidity:	10 - 70% R.H. (non-condensing)
Regulatory:	Full medical device compliance including Class 2 FDA and Class 1 MDD CE, GMP/QSR, ISO 13485:2003/NS-EN ISO 13485:2012, 60601-1, 60601-1 Safety (2nd and 3rd Edition) and EMC/EMI (60601-1-2 and FCC Class B) for Healthcare Facilities

CODONICS®
We bring the future into focus

17991 Englewood Drive
Middleburg Heights, OH 44130 USA
+1.440.243.1198
+1.440.243.1334 Fax
Email info@codonics.com
www.codonics.com

Call Codonics today at +1.440.243.1198 or visit www.codonics.com for more information.

All registered and unregistered trademarks are the property of their respective owners. Specifications subject to change without notice. www.codonics.com/ip/patents/ Copyright © 2006-2020. Codonics Inc. 4/2020

900-822-001.04